



MAKE EVERYTHING EASIER



Equipment Rayong Co.,Ltd



@iseerayongservice







ELECTRIC REACH TRUCK



CQD15

AC

EPS

(Option)

MAX. LIFT HEIGHT:

8000mm

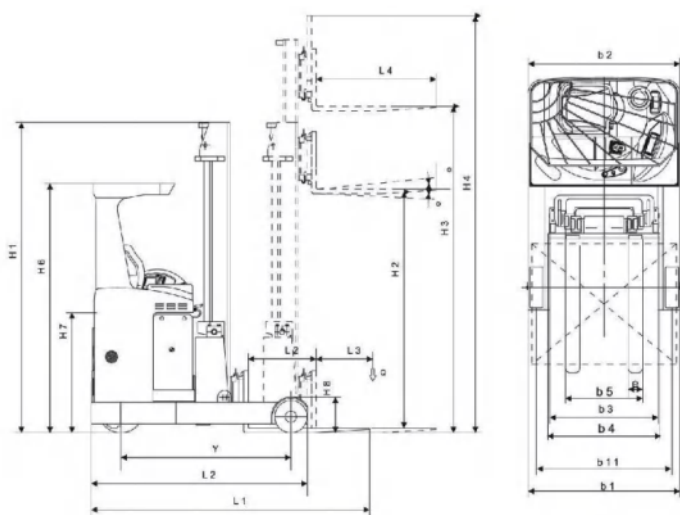
CQD15(EPS) Reach Truck is innovation type based on CQD15M, which with heavy duty chassis, extra large compartment and unequalled visibility. Which can excels bigger load apacity at high reach elevations, compact cabin design can be used in drive in racking, the operator can work more effectively.

OPTION:

- Electronic multi valve.
- Finger-tip control stick.
- Side shift.
- Height selection and height position system.
- LCD display and camera (LCD for cold storage are available).
- Travel/back-up flashing lights.
- Side-way battery.

STANDARD:

- AC control system.
- Powering steering system (EPS).
- Multi-function display can show: Brake status, Driving direction, Hour meter, Driving speed, Fault code, etc.
- Manual multi-valve.
- Adjustable speed for forks lifting/lowering mast forward/backward and side shift right/left.
- German ZF brand gear box.
- Adjustable steering wheel.
- With traveling speed limited device when forks at high level.
- Electronic height limited device.



Model	CQD15	
Drive: electric (battery type, mains, ...), diesel, petrol, fuel gas	Electric	
Operator type: hand, pedestrian, standing, seated, order-picker	Seated	
Rated capacity/rated load	Q (kg)	1500
Load centre distance	c (mm)	600
Load distance, centre of drive axle to fork	x (mm)	365
Wheelbase	y (mm)	1500
Service weight	kg	3410
Axle loading, unladen front/rear	kg	2017/1393
Axle loading, fork advanced, laden front/rear	kg	1050/3860
Axle loading, fork retracted, laden front/rear	kg	1830/3080
Tyres: solid rubber, superelastic, pneumatic, polyurethane	Polyurethane	
Tyre size, front	Φ310×125	
Tyre size, rear	Φ285×110	
Wheels, number front/rear (× = driven wheels)	1x/2	
Tread, rear	b ₁₁ (mm)	1090
Tilt of mast/fork carriage forward/backward	a/b (°)	2/2(fork)
Height, mast lowered	h ₁ (mm)	2090/2340/2740/3190/3390
Free lift	h ₂ (mm)	0/0/0/1440/1940/2390/2590
	h ₂ (°) (mm)	0/0/0/1700/2100/2500/2700
Lift	h ₃ (mm)	3000/3500/4000/5000/6200/7400/8000
Height, mast extended	h ₄ (mm)	3800/4300/4800/5800/7000/8200/8800
Height of overhead guard (cabin)	h ₆ (mm)	2140
Overall length	l ₁ (mm)	2433
Length to face of forks	l ₂ (mm)	1300
Overall width	b ₁ /b ₂ (mm)	1200/1200
Fork dimensions DIN ISO 2331	s/e/l (mm)	35/100/1070
Fork carriage ISO 2328, class/type A, B	2A	
Fork-carriage width	b ₃ (mm)	928
Fork spread	b ₅ (mm)	680
Distance between wheel arms/loading surfaces	b ₄ (mm)	840
Reach distance	l ₄ (mm)	550
Ground clearance, laden, below mast	m ₁ (mm)	80
Aisle width for pallets 1000 × 1200 crossways	Ast (mm)	2880
Aisle width for pallets 800 × 1200 lengthways	Ast (mm)	2930
Turning radius	Wa (mm)	1780
Length across wheel arms	l ₇ (mm)	1880
Travel speed, laden/unladen	km/h	8.0/8.3
Lift speed, laden/unladen	m/s	0.24/0.3
Lowering speed, laden/unladen	m/s	0.45/0.36
Reaching speed, laden/unladen	m/s	0.1/0.1
Max. gradeability, laden/unladen	%	10/10
Service brake	Electromagnetic	
Drive motor rating S2 60 min	kW	3.0(AC)
Lift motor rating at S3 15%	kW	8.2(AC)
Battery voltage/nominal capacity K5	(V)/(Ah) or kWh	48/400
Battery weight	kg	640
Sound pressure level at the driver' s seat	dB (A)	70



Camera and positioning: Optional positioning system offers easier pallet handling at height through camera system.



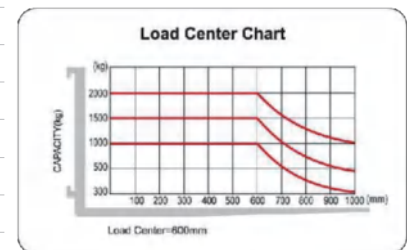
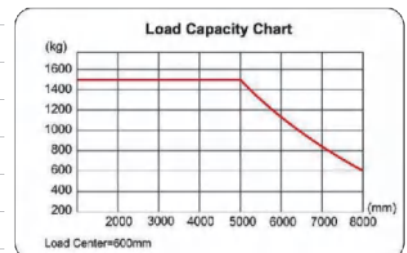
Ergonomic and full suspension comfortable seat full adjustable.



Precise and effortless finger tip control of mast movements and traveling. Comfortable armres and light power steering wheel.



Drive in Reach Truck (option).





00109Q1226RIM/3302
00109E20223RIM/3302
00109S10127RIM/3302
CNAS C001-Q1 E. S



Optional of LCD display and camera for high level operation



Double controllers with CANbus communication to oil tube and wire

AC

EPS

(Option)

CQD20

STABILITY:

- The large and strong chassis ensures sufficient stability of the forklift.
- The max lifting height can reach 9.5 metres.
- Use "H" type mast steel is imported from Germany enhance the use time and stability.
- Large and comfortable compartment with adjustable seat reflects a concept of ergonomic design.
- Use double controllers to realize stepless speed regulation of both lifting and travelling.

EASY MAINTENANCE:

- Battery changing offers two type methods :
 - 1) Side way battery changing by a trolley.
 - 2) Automatic push-out and pullin function by a simple battery handle controller.
- Bolt fixed back cover is easy to open for daily maintenance.enhance the use time and stability.

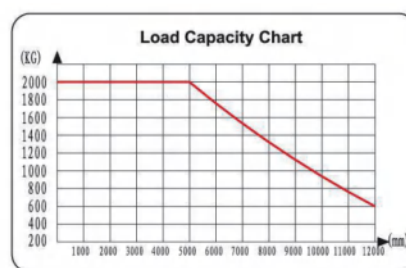
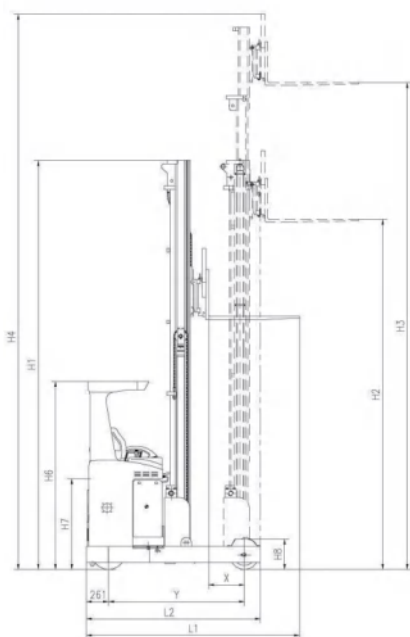
SAFETY AND HIGH EFFICIENCY:

- Have safety travelling speed limited device in the mast.Travelling speed will automatic lowering when forks height is up 5M.
- Full hydraulic steering system makes turning easy and flexible.
- Adopts hydraulic brake for two front wheel and electric brake for electric brake for driving motor, offer simple operation for travelling and braking.
- Integrated design of driving and steering system without chain transmission, resolve the problems of chain fall-off caused by chain transmission.

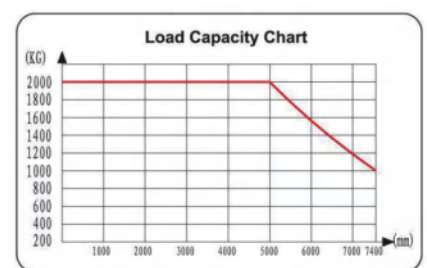
OPTION:

- Joystick hydraulic controller.
- LCD display and camera (LCD for cold storage are available).
- Height selection and height position system.
- EX explosion proof type.
- Cabin.

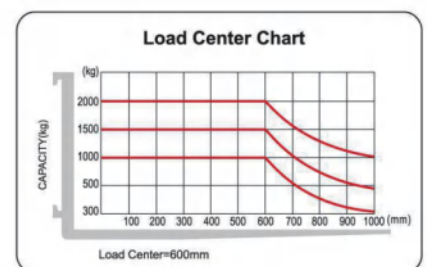
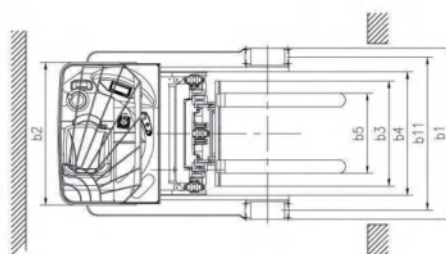
Model	CQD20				
Capacity/rated load	Q(kg)	2000	2000	2000	2000
Max.lift height	h_3 (mm)	3000	5000	6200	7400
Load centre distance	C(mm)	600	600	600	600
Drive wheel	mm	Dia406x152	Dia406x152	Dia406x152	Dia406x152
Fork wheel	mm	Dia340x104	Dia340x104	Dia340x104	Dia340x104
Wheels,number front rear(x=driven wheels)		1x/2	1x/2	1x/2	1x/2
Tilt of mast/fork carriage forward/backward	α,β (Grad)	2,2(mast)	2,2(mast)	2,2(mast)	2,2(mast)
Height,mast lowered	h_1 (mm)	2086	2240	2740	3190
Free lift	h_2 (mm)	\approx	1700	2100	2500
Height,mast extended	h_4 (mm)	3800	5800	7000	8200
Height of overhead guard(cabin)	h_6 (mm)	2200	2200	2200	2200
Seat height/stand height	h_7 (mm)	1068	1068	1068	1068
Height of crura	h_8 (mm)	270	270	270	270
Overall length	l_1 (mm)	2440	2440	2440	2440
Length(barring fork)	l_2 (mm)	1950	1950	1950	1950
Overall width	b_1 (mm)	1260	1260	1260	1260
Fork dimensions	s/e/l(mm)	40/120/1070	40/120/1070	40/120/1070	40/120/1070
Reach distance	l_4 (mm)	600	600	600	600
Aisle width for pallets 1000x1200 crossways	A_{st} (mm)	2920	2920	2920	2920
Aisle width for pallets 800x1200 lengthways	A_{st} (mm)	2980	2980	2980	2980
Turning radius	W_a (mm)	1820	1820	1820	1820
Travel speed,laden/unladen	Km/h	8/8.3	8/8.3	8/8.3	8/8.3
Lift speed,laden/unladen	M/s	0.24/0.3	0.24/0.3	0.24/0.3	0.24/0.3
Lowering speed,laden/unladen	M/s	0.45/0.36	0.45/0.36	0.45/0.36	0.45/0.36
Battery voltage,nominal capacity K5	V/Ah	48/500	48/500	48/500	48/500
Battery weight	kg	860	860	860	860
Battery dimensions l/w/h	mm	1220x344x727	1220x344x727	1220x344x727	1220x344x727
Service weight	kg	3300	3700	3800	3900



CQD20H



CQD20





00109Q12296RIM/3302
00109E20323RIM/3302
00109S10127RIM/3302

CNAS C001-Q1 E: S



CQD20-D

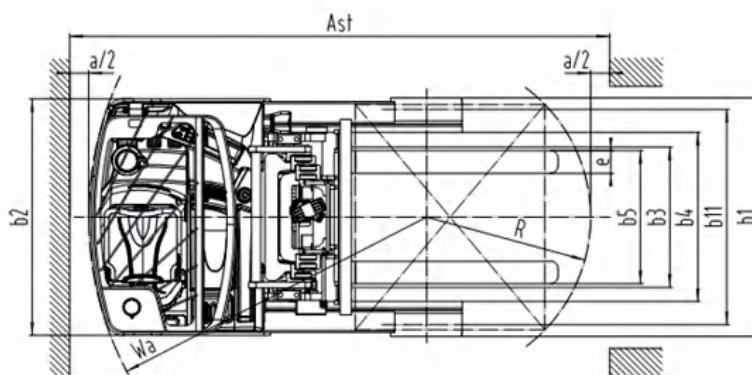
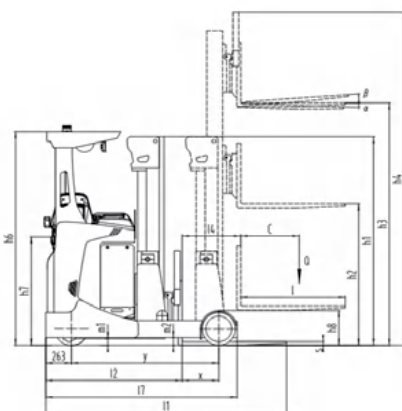
MAX. LIFT HEIGHT:

14000mm

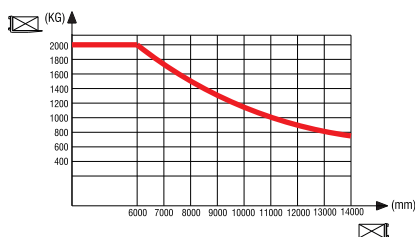
AC

EPS

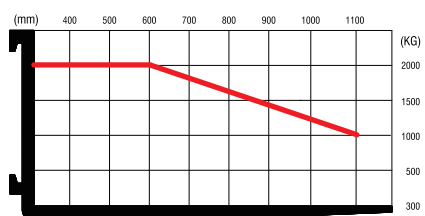
(Option)



LOAD CAPACITY CHART



LOAD CENTER CHART




Model		CQD20-D (lift height≤9.5meters)	CQD20-D (9.5meters,<lift height≤12.5meters)
Drive: electric (battery type, mains, ...), diesel, petrol, fuel gas		Electric	Electric
Operator type: hand, pedestrian, standing, seated, order-picker		Seated	Seated
Rated capacity/rated load	Q (kg)	2000	2000
Load centre distance	c (mm)	600	600
Load distance, centre of drive axle to fork	x (mm)	377	377
Wheelbase	y (mm)	1510	1510
Service weight	kg	3605	4750
Axle loading, unladen front/rear	kg	2245/1360	2958/1792
Axle loading, fork advanced, laden front/rear	kg	727/4878	875/5875
Axle loading, fork retracted, laden front/rear	kg	2030/3575	2444/4306
Tyres: solid rubber, superelastic, pneumatic, polyurethane		Polyurethane	Polyurethane
Tyre size, front		Φ343×140	Φ343×140
Tyre size, rear		Φ340×114	Φ340×114
Wheels, number front/rear (× = driven wheels)		1x/2	1x/2
Tread, rear	b ₁₁ (mm)	1146	1196
Tilt of mast/fork carriage forward/backward		2/4	2/4
Height, mast lowered	h ₁ (mm)	2240/2490/2740/2340/2740/3190/3390/3590/3890	4190/4490/4790/4956
Free lift	h ₂ (mm)	0/0/0/1400/1800/2250/2450/2650/2950	3250/3550/3850/4016
	h ₂ (*) (mm)	0/0/0/1736/2136/2536/2736/2936/3236	3600/3900/4200/4366
Lift	h ₃ (mm)	3000/3500/4000/5000/6200/7400/8000/8600/9500	10200/11100/12000/12500
Height, mast extended	h ₄ (mm)	3940/4440/4940/5940/7140/8340/8940/9540/10440	11140/12040/12940/13440
Height of overhead guard (cabin)	h ₆ (mm)	2210	2210
Overall length	l ₁ (mm)	2466	2466
Length to face of forks	l ₂ (mm)	1396	1396
Overall width	b ₁ /b ₂ (mm)	1270/1260	1345/1260
Fork dimensions DIN ISO 2331	s/e/l (mm)	40/120/1070	40/120/1070
Fork carriage ISO 2328, class/type A, B		2B	2B
Fork-carriage width	b ₃ (mm)	928	928
Fork spread	b ₅ (mm)	708	708
Distance between wheel arms/loading surfaces	b ₄ (mm)	900	900
Reach distance	l ₄ (mm)	600	600
Ground clearance, laden, below mast	m ₁ (mm)	80	80
Aisle width for pallets 1000 × 1200 crossways	Ast (mm)	2849	2849
Aisle width for pallets 800 × 1200 lengthways	Ast (mm)	2899	2899
Turning radius	Wa (mm)	1783	1783
Length across wheel arms	l ₇ (mm)	1960	1960
Travel speed, laden/unladen	km/h	10.5/11	10.5/11
Lift speed, laden/unladen	m/s	0.29/0.45	0.29/0.45
Lowering speed, laden/unladen	m/s	0.5/0.5	0.5/0.5
Reaching speed, laden/unladen	m/s	0.12/0.12	0.12/0.12
Max. gradeability, laden/unladen	%	10/10	10/10
Service brake		Electromagnetic	Electromagnetic
Drive motor rating S2 60 min	kW	6.5(AC)	6.5(AC)
Lift motor rating at S3 15%	kW	8.2(AC)	8.2(AC)
Battery voltage/nominal capacity K5	(V)/(Ah) or kWh	48/500	48/500
Battery weight	kg	870	870
Sound pressure level at the driver's seat	dB (A)	65	65

Mast Table

Max Lifting Height	Height, mast lowered	Free lifting (with overhead guard)	Height, mast extended
h3(mm)	h1(mm)	h2(mm)	h4(mm)
3000	2240	0	3940
3500	2490	0	4440
4000	2740	0	4940
5000	2340	1400	5940
6200	2740	1800	7140
7400	3190	2250	8340
8000	3390	2450	8940
8600	3590	2650	9540
9500	3890	2950	10440
10200	4190	3250	11140
11100	4490	3550	12040
12000	4790	3850	12940
12500	4956	4016	13440
13000	5226	4286	13940
14000	5556	4616	14940

Load Capacity chart					
Lift height (mm)	LC=600mm	LC=700mm	LC=800mm	LC=900mm	LC=1000mm
	Residual Capacity (kg)				
≤6000	2000	1780	1600	1460	1340
6200	1800	1600	1440	1310	1210
7400	1600	1420	1280	1170	1070
8000	1500	1330	1200	1090	1000
8600	1400	1240	1120	1020	940
9500	1200	1070	960	870	800
10200	1150	1020	920	840	770
10750	1050	930	840	760	700
11100	1000	890	800	730	670
12000	900	800	720	650	600
12500	850	750	680	620	570
13000	800	710	640	580	530
14000	750	660	600	540	500

With side shift		CQD20-D			
Mast stages		2-stage mast 3-stage mast 3-stage mast	2-stage mast 3-stage mast 3-stage mast	2-stage mast 3-stage mast 3-stage mast	2-stage mast 3-stage mast 3-stage mast
Mast height	h_3	$h_3 \leq 4m$ $5m \leq h_3 \leq 9.5m$ $10.2m \leq h_3 \leq 14m$	$h_3 \leq 4m$ $5m \leq h_3 \leq 9.5m$ $10.2m \leq h_3 \leq 14m$	$h_3 \leq 4m$ $5m \leq h_3 \leq 9.5m$ $10.2m \leq h_3 \leq 14m$	$h_3 \leq 4m$ $5m \leq h_3 \leq 9.5m$ $10.2m \leq h_3 \leq 14m$
Battery Capacity		≤500Ah	600Ah	800Ah	930Ah
Wheel base	y	1510	1510	1590	1590
Overall length(minimum)	l_1	2466	2542	2622	2737
Length to face of forks	l_2	1396	1472	1552	1667
Reach distance	l_4	600	524	524	409
Aisle width for pallets 1000x1200 crossways	Ast	2849	2925	3005	3120
Aisle width for pallets 800x1200 lenthways	Ast	2899	2975	3055	3170
Aisle width for pallets 1000x1200 lenthways	Ast	2950	3026	3106	3221
Aisle width for pallets 800x1200 crossways	Ast	2720	2796	2876	2991
Turning radius(minimum)	Wa	1783	1783	1863	1863
Length across wheel arms(exclusive fork)	l_7	1960	1960	2040	2040
Tyre size, loading wheels(diameter x width)	/	Φ340x114	Φ340x114	Φ340x114	Φ340x114
Overall width	b_1/b_2	1270/1260 1345/1260	1270/1260 1345/1260	1270/1260 1345/1260	1270/1260 1345/1260



Adjustable steering wheel



Adjustable cushion seat



The battery can be removed with the mast, and with side-way structure to facilitate the maintenance or replacement of the battery.

HIGH EFFICIENCY AND FLEXIBILITY

- One-key start + password login , more convenient to start the truck .
- Electric power steering system(EPS).
- 180/360 degree steering mode.
- AC motor provides high driving speed (laden/ unladen): 10.5/11 km per hour.
- 4-stage driving speed selection.
- Intelligently optimized turning speed control system: The system analyzes the tire angle, driving and steering direction, then automatically adjusts the speed to achieve maximum safety performance.
- Fork side camera system provides better view, avoids the problem of being blocked by the pallets while stacking.
- Luxurious cushion seat equipped with OPS function.
- Standard integral side shifter.

SAFETY AND STABILITY

- The mast adopts an offset design, optimizes the operator views.
- Height limit function, high speed limit function, turning speed limit function.
- The mast moving speed will be automatically reduce while reaching the end position.
- FULL AC control system with CAN communication technology.
- The service brake is operated by hydraulic brake and regenerative brake at the same time , with short braking distance.
- Automatic electromagnetic brake after parking.
- Seat with power-off switch while operator leave the seat.
- Standard: warning lights, headlights, rear view mirrors.
- Option: ACS function (when the mast is lifted and moved forward, it can reduce the truck vibration)

THE CONSOLE HAS BEEN FULLY OPTIMIZED AND UPGRADED

- The thumb switch imported from Germany, tilts forward fit to ergonomic design, convenient to operate; the thumb can conveniently control the front/rear button and the horn .
- The arm rest is designed with poly foam cushion, more comfortable for longterm operation.
- Switch button is integrated (to control LED headlights, fans, red light, etc.), with extended functions for easy operation.
- The steering wheel is adjustable front and rear, equipped with steering damping.
- The console is designed with multiple storage.
- Large-screen color instrument, real-time display of vehicle speed, working mode, working time, battery power, wheel angle and faults and other information(Option for mechanical control).
- With password login interface. (For magnetic control)
- All function can be operated with touch screen control, such as forward/backward switch, headlight control, horn control, 180/360 degree by one-key switch of steering mode, etc.
- It can communicate with camera system and display the image directly on the instrument.
- It can communicate with the vehicle weighing system and display the weight of the goods on the instrument in real time(Option) .
- It can communicate with the vehicle height positioning system, display the height of the forks on the instrument in real time, and carry out the operation of xed height/xed oor.option(Option) .

SERVICE ABILITY

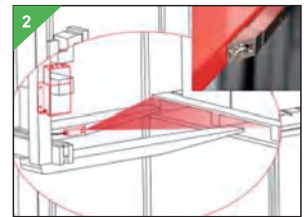
- One-piece upper cover with open design, convenient to maintain the controller, lifting pumps, hydraulic devices, drive motors and brake systems, etc.
- Sideway battery can be moved out with mast together, convenient to maintain/ replace the battery.
- All electric parts are integrated modular design, easy for installation/ maintenance.

OPTION

- Camera system
- Weighing system
- Touch screen instrument
- Lithium battery
- Quick lifting function
- Blue light
- High capacity battery (800AH , 930AH)
- Documents holder




FULLY UPGRADED CONSOLE
Large-screen instrument and finger-tip sticks, adopt Germany ELOBAU, with ergonomics design, can display battery power, wheel angle, faults and other information.



FORK CAMERA
The camera system is equipped on the fork, which provides a better view during fork moving, avoid the problems that view may be blocked by the pallet feet while stacking. The camera is made of stainless steel, IP protection grade is IP69, the shockproof grade is 10G. Not afraid of bump.



ONE-PIECE COVER
The cover can be opened to ensure the maintenance easy and fast.



WIDE VIEW MAST
The mast system and roof guard adopt new structure, optimize operators' view.



HEIGHT POSITIONING SYSTEM
Adopt absolute wire encoder. Start counting from 0.



ASC FORKLIFT ACTIVE STABILIZATION SYSTEM
When the mast moves forward and backward, the service brake will be locked automatically, which can ensure truck does not move forward and backward, improve the stability of the truck.





CQDH15C

AC

EPS
(Option)


MOVMEs

Advantages

SAFETY AND STABILTY

- Advanced AC control system eliminating the motor brushes and directional contactor, which makes the minimal maintenance requirements.
- Stepless speed control Intelligentized regenerative brake system: increase overall truck performance by decreasing battery charge intervals.
- Equipped with adjustable hand-rest, adapted to different operator.
- Multi-function display: battery status, hour meter, fault indicator etc.
- Two sides-way battery with roll-out system is very convenient to replace batteries.
- Damping cushion for low-noise operation.
- Built-in pressure relief valve protects the trucks from overloads.
- Emergency power disconnect
- Stepless speed control.

OPTION:

- Straddle legs
- Double scissors
- Double front wheels
- Full free lift masts
- Side shift

STRUCTURAL

- Low Center of Gravity ensures the stable operation.
- Vertical driving wheel has a small turning radius and easy to maintain. The motor structure is water-proof and dust-proof.
- The Scissor Reach Forks is operated by electric controller, which makes operation stable and no impact.

SERVICEABILITY

- Low battery protection setting prolongs the battery use time.
- CANbus technology reduces wiring complexity and increase reliability.
- All pivot points have grease fitting and serviceable bushing, reducing component wear and extending component life.
- The back cover is easy to open for maintenance and adjustment of parts of valve, oil tube and electronic parts.



Vertically mounted drive motor with CANbus technology reduces wiring complexity and increase reliability.



Large cab with dead man power off switch, Multi-function display: battery state, hour meter, fault indicator etc.

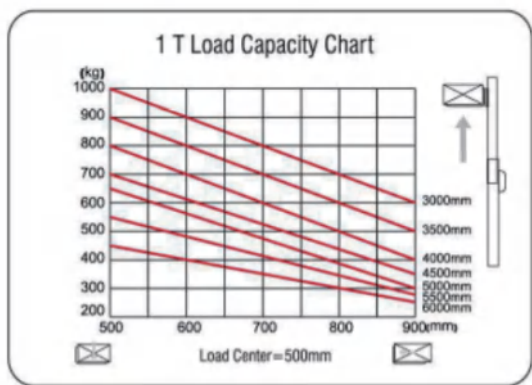
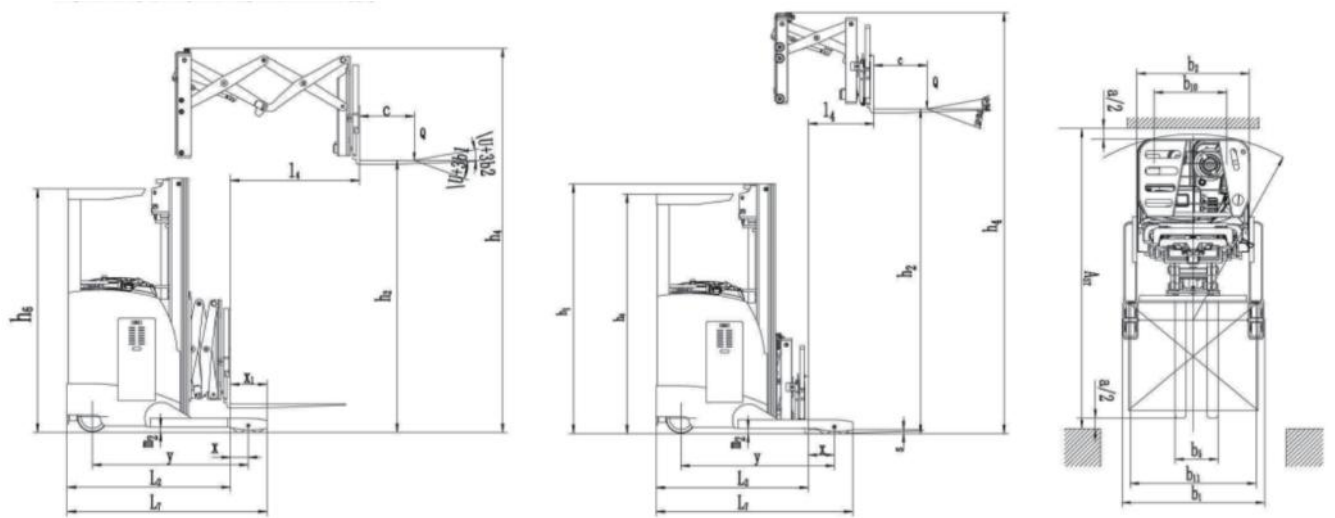


The optional of double scissors forks.

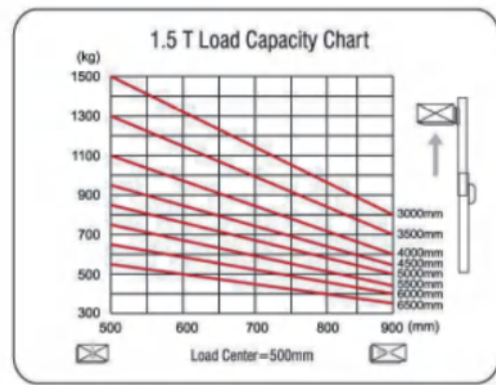


Side battery with roll-out system convenient to replace batteries. The battery upside cover makes you easy to fill the battery.

1 KG=2.205LB 1INCH=25.40MM				
Model		CQH15C (single scissor)	CQH15C (single scissor)	CQH15C (double scissor)
Drive: electric (battery type, mains, ...), diesel, petrol, fuel gas		Electric	Electric	Electric
Operator type: hand, pedestrian, standing, seated, order-picker		Standing	Standing	Standing
Rated capacity/rated load	Q (kg)	1500	1500	1000
Load centre distance	c (mm)	500	500	500
Load distance, centre of drive axle to fork	x (mm)	334 309	246 246	159 135
Wheelbase	y (mm)			
Service weight	kg	2450/2500/2560 2700/2800/2900/3000	3130/3180/3230 3370/3470/3570/3670/3770	2480/2530/2590 2730/2830/2930/3030
Axle loading, unladen front/rear	kg	1040/1960	1306/2464	1050/1980
Axle loading, fork advanced, laden front/rear	kg	2950/1550	3420/1850	2662/1368
Axle loading, fork retracted, laden front/rear	kg	2750/1750	3220/2050	2462/1568
Tyres: solid rubber, superelastic, pneumatic, polyurethane		Polyurethane	Polyurethane	Polyurethane
Tyre size, front		Φ250×100	Φ250×100	Φ250×100
Tyre size, rear		Φ125x82	Φ125x82	Φ125x82
Additional wheels (dimensions)		Φ160x60	Φ160x60	Φ160x60
Wheels, number front/rear (× = driven wheels)	b ₁₀ (mm)	1x+2/4	1x+2/4	1x+2/4
Tread, front	b ₁₁ (mm)	673 673	673 673	673 673
Tread, rear	a/b (°)	1164 1164/1224	1140 1140	1164 1164/1224
Tilt of mast/fork carriage forward/backward		2/5	2/5	2/5
Height, mast lowered		2125/2375/2625 2185/2345/2505/2675	2125/2375/2625 2185/2345/2505/2675/2840	2125/2375/2625 2185/2345/2505/2675
Free lift		h _{2 (1)} (mm)	0/0/0 1575/1700/1825/2000	0/0/0 1575/1700/1825/2000
Lift		h ₃ (mm)	3000/3500/4000 4500/5000/5500/6000	3000/3500/4000 4500/5000/5500/6000/6500
Height, mast extended		h ₄ (mm)	3881/4381/4881 5381/5881/6381/6881	3900/4400/4900 5400/5900/6400/6900/7400
Height of overhead guard (cabin)		h ₆ (mm)	2246	2246
Overall length		l ₁ (mm)	2409 2435	2585 2609
Length to face of forks		l ₂ (mm)	1339 1365	1491 1515
Overall width		b ₁ /b ₂ (mm)	1322/1040 1322-1382/1040	1322/1040 1322-1382/1040
Fork dimensions DIN ISO 2331		s/e/l (mm)	35/100/1070	35/100/1070
Fork carriage ISO 2328, class/type A, B			2A	2A
Fork-carriage width		b ₃ (mm)	940/990 940/990	940/990 940/990
Fork spread		b ₅ (mm)	200-760/200-680 200-760/200-680	200-680 200-680
Distance between wheel arms/loading surfaces		b ₄ (mm)	1006 1006/1066	982 982
Reach distance		l ₄ (mm)	1006 1006/1066	1006 1006/1066
Ground clearance, laden, below mast		m ₁ (mm)	500	500
Aisle width for pallets 1000 × 1200 crossways		Ast (mm)	49	49
Aisle width for pallets 800 × 1200 lengthways		Ast (mm)	2814 2839	2956 2956
Turning radius		Wa (mm)	2915 2971	2915 2971
Length across wheel arms		l ₇ (mm)	2871 2902	3027 3027
Travel speed, laden/unladen		km/h	1718 1718	1791 1791
Lift speed, laden/unladen		m/s	1718 1718	1718 1718
Lowering speed, laden/unladen		m/s	1848	1923
Reaching speed, laden/unladen		m/s	6.5/7.0	6.5/7.0
Max. gradeability, laden/unladen		%	0.135/0.16	0.135/0.16
Service brake			0.27/0.4	0.27/0.4
Drive motor rating S2 60 min		kW	0.45/0.36	0.45/0.36
Lift motor rating at S3 15%		kW	0.1 0.1	0.1 0.1
Battery voltage/nominal capacity K5		(V)/(Ah) or kWh	0.1 0.1	0.1 0.1
Battery weight		kg	5/12 5/12	5/12 5/12
Sound pressure level at the driver' s seat		dB (A)	Electromagnetic	Electromagnetic
			Electromagnetic	Electromagnetic
			2.2(AC)	2.2(AC)
			4.5	4.5
			36/700	24/420(560)
			810	340(425)
			75	75
<div> <div>P / 73</div> <div>Electric Reach Truck</div> </div>				



CQDH15C (double scissors)



CQDH15C (single scissor)





AC

EPS
(Option)

CQDH18C

SAFETY AND PRODUCTIVITY:

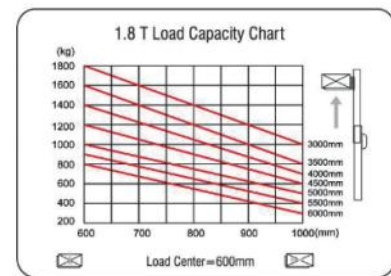
- AC motor drive with high efficiency, no need to replace carbon brush, very good ramp starting performance.
- Two model function can control the speed of lift and lowering.
- Low center of gravity, excellent stability for operation.
- Small turning radius, good turning performance
- With advanced variable frequency AC motor free maintenance and excellent performance.
- Can control the speed of driving and lifting in the same time.
- Shock absorber system support good noise reduction.
- Wide view mast and clear visibility.
- With full free lifting, can work in the limited roof environment.
- Import proportional hydraulic valve, adjustable speed for lifting/lowering.
- Multi-function display: battery status, hour meter, fault code, slow running state, etc

- Big power controller (350A) with big power electric motor (10KW), support excellent reliability.
- Double scissors reach fork let the reach distance up to 1000mm.
- The mast fixed with the frame, when fork move forward, the mast can become the balance weight, reduce the total service weight.
- With advanced 36V electric control system, smaller electric current, ensure the reliability of the battery system.
- High speed of lifting and lowering, 300% faster than normal type truck.

STRUCTURAL:

- Side way battery is very convenient to do maintenance and replace batteries
- CANbus technology reduces wiring complexity, making the line clear and orderly. increases the truck's reliability and easy to repair.
- The Mast can be separate from the frame, very good interchange ability (option).

Model		CQH18C (single scissor)
Drive: electric (battery type, mains, ...), diesel, petrol, fuel gas		Electric
Operator type: hand, pedestrian, standing, seated, order-picker		Standing
Rated capacity/rated load	Q (kg)	1800
Load centre distance	c (mm)	600
Load distance, centre of drive axle to fork	x (mm)	246
Wheelbase	y (mm)	1522
Service weight	kg	3310/3360/3410 3550/3650/3750/3850/3950
Axle loading, unladen front/rear	kg	1270/2380
Axle loading, fork advanced, laden front/rear	kg	3480/1970
Axle loading, fork retracted, laden front/rear	kg	3330/2120
Tyres: solid rubber, superelastic, pneumatic, polyurethane		Polyurethane
Tyre size, front		Φ280×100
Tyre size, rear		Φ125x82
Additional wheels (dimensions)	b ₁₀ (mm)	Φ160x60
Wheels, number front/rear (x = driven wheels)	b ₁₁ (mm)	1x+2/4
Tread, front	a/b (°)	673
Tread, rear	h ₁ (mm)	1140
Tilt of mast/fork carriage forward/backward	h ₂ (mm)	2/5
Height, mast lowered	h ₂ (*) (mm)	2125/2375/2625 2185/2345/2505/2675/2835
Free lift	h ₃ (mm)	N/A 1575/1700/1825/2000/2125
Lift	h ₄ (mm)	3000/3500/4000 4500/5000/5500/6000/6500
Height, mast extended	h ₆ (mm)	3900/4400/4900 5400/5900/6400/6900/7381
Height of overhead guard (cabin)	l ₁ (mm)	2246
Overall length	l ₂ (mm)	2716
Length to face of forks	b ₁ /b ₂ (mm)	1618
Overall width	s/e/l (mm)	1298/1040
Fork dimensions DIN ISO 2331		40/100/1070
Fork carriage ISO 2328, class/type A, B	b ₃ (mm)	2A
Fork-carriage width	b ₅ (mm)	940 940
Fork spread	b ₄ (mm)	200-680 200-680
Distance between wheel arms/loading surfaces	l ₄ (mm)	982 982
Reach distance	m ₁ (mm)	500
Ground clearance, laden, below mast	Ast (mm)	49
Aisle width for pallets 1000 × 1200 crossways	Ast (mm)	3013
Aisle width for pallets 800 × 1200 lengthways	Wa (mm)	3085
Turning radius	l ₇ (mm)	1848
Length across wheel arms	km/h	2023
Travel speed, laden/unladen	m/s	6.5/7.0
Lift speed, laden/unladen	m/s	0.20/0.30
Lowering speed, laden/unladen	m/s	0.32/0.312
Reaching speed, laden/unladen	%	0.1 0.1
Max. gradeability, laden/unladen		5/12
Service brake	kW	Electromagnetic
Drive motor rating S2 60 min	kW	3.0(AC)
Lift motor rating at S3 15%	(V)/(Ah) or kWh	10.0(AC)
Battery voltage/nominal capacity K5	kg	36/700
Battery weight	dB (A)	810
Sound pressure level at the driver' s seat		75

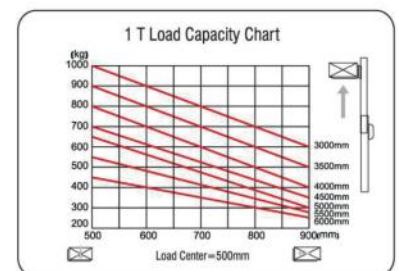
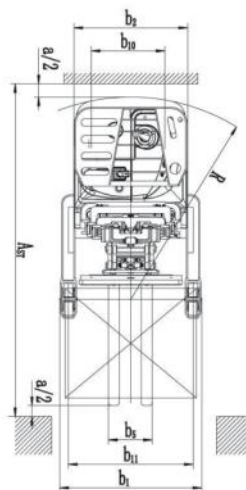
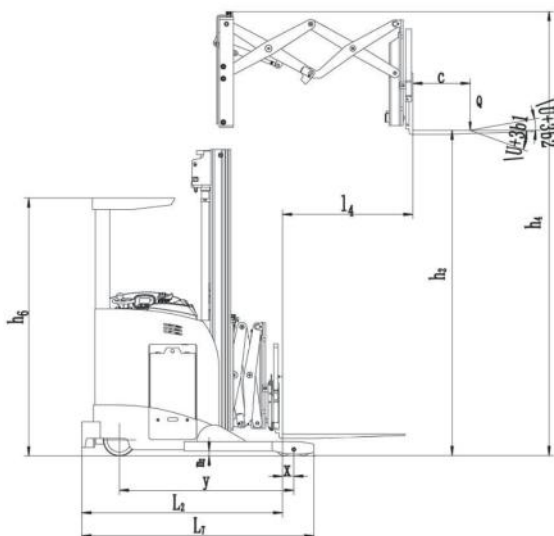


Multi function display.



Control handle with integrated thumb stick, allows smooth operation of (1) Travel , (2) Lift/low, (3) controls Tilt and Fork Reach.

Model		CQDH18C(double scissors)			
Drive type		Battery		Battery	
Load capacity/rated load	Q(kg)	1000		1000	
Load centre distance	c(mm)	600		600	
Load distance,centre of drive axle fork	x(mm)	123		99	
Tyre size,front	mm	280x100+160x60x2		280x100+160x60x2 280x100+160x60x2	
Tyre size,rear	mm	125x82(4)		125x82x(4)	
Wheels,number front rear (x=driven wheels)		1x+2/4		1x+2/4	
Tilt of mast(fork carriage forward/backward)	grad	2/5		2/5	
Height,mast lowered	h_1 (mm)	2125	2375	2625	2185 2345 2505 2675 2840
Free lift	h_2 (mm)			1575 1700 1825 2000 2125	
Max,lift height	h_3 (mm)	3000	3500	4000	4500 5000 5500 6000 6500
Height,mast extended	h_4 (mm)	4035	4535	5035	5535 6035 6535 7035 7535
Height of overhead guard	h_6 (mm)	2246		2246	
Overall width	b_1/b_2 (mm)	1298/1040		1298/1040	
Overall length	l_1 (mm)	2585		2609	
Length to face of forks	l_2 (mm)	1726		1750	
Fork dimension	s/e/l(mm)	40/100/1070		40x100x1070	
Reach distance	l_4 (mm)	1200		1200	
Fork height,lowered	h_8 (mm)	40		40	
Distance of "X" (see below diagram)	mm	450		450	
Overall length(excluding the fork)	mm	2023		2023	
Ground clearance,centre of wheelbase	m_2 (mm)	49		49	
Aisle width for pallets1000x1200 crossways	A_{st} (mm)	3110		3131	
Aisle width for pallets800x1200 lengthways	A_{st} (mm)	3197		3220	
Turning radius	W_a (mm)	1848		1848	
Travel speed,laden/unladen	Km/h	6.5/7		6.5/7	
Lift speed,laden/unladen	m/s	0.2/0.3		0.2/0.3	
Lowering speed,laden/unladen	m/s	0.32/0.312		0.32/0.312	
Battery voltage,nominal capacity K5	V/Ah	36/700		36/700	
Battery weight	kg	810		810	
Battery dimension l/w/h	mm	978x395x765		978x395x765	
Service weight(with battery)	kg	3410	3460	3560	3700 3800 3900 4000 4100



CQDH18C (double scissors)



AC

EPS
(Option)

OPD15

The OPD15 is specially designed for Narrow aisles warehouse, it is most flexible, ergonomics and cost effective-ness.

STANDARD FEATURES:

- Full AC control system.
- Finger-tips operation handle.
- Electric power steering (EPS) system.
- With electric magnetic multi-valve.
- Multi-function display , brake status, driving direction, hour meter, driving speed ,fault code etc.
- 48V -3 phase AC type with large capacity battery 1000Ah.
- With smallest Aisle width is 1650mm.
- Full suspension comfortable seat with belt is adjustable.
- Germany ZF brand gear box.
- Adjustable steering wheel.
- Sideway battery system.



Camera in three direction



Panel with big display



Wide view Mirros adjustable

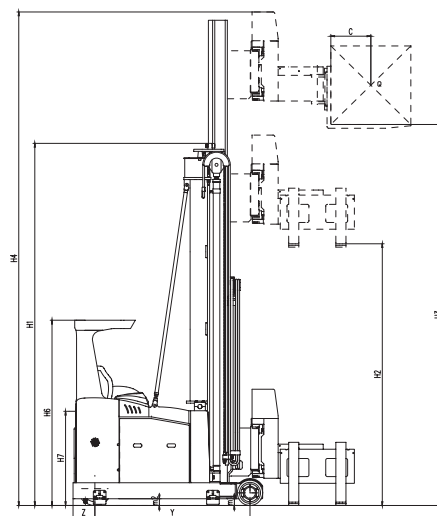
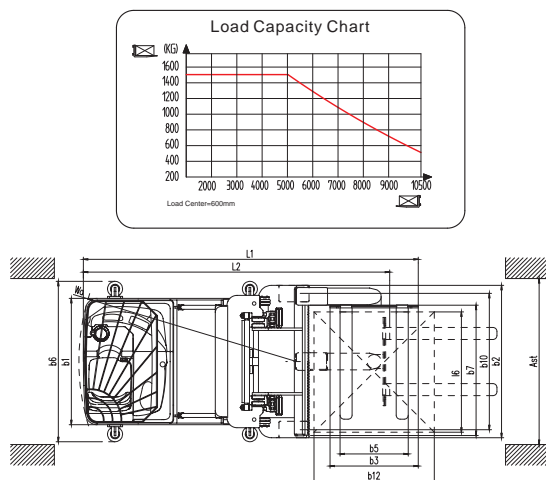


Adjustable steering wheel



Conform to directive
2006/42/EC-Machinery Directive(MD)
2014/30/EU-Electromagnetic Compatibility Directive (EMC)

Model		OPD15
Drive: electric (battery type, mains, ...), diesel, petrol, fuel gas		Electric
Operator type: hand, pedestrian, standing, seated, order-picker		Seated
Rated capacity/rated load	Q (kg)	1500
Load center distance	c (mm)	600
Load distance,centre of drive axle to fork	x (mm)	150
Wheelbase	y (mm)	1840
Service weight	kg	6370
Axle loading,laden front/rear	kg	5800/2070
Axle loading,unladen front/rear	kg	3700/2670
Tyres: solid rubber, superelastic, pneumatic, polyurethane		Polyurethane
Tyre size,front	mm	Φ300x164
Tyre size ,rear	mm	Φ406x152
Wheels,number front/rear(X=driven wheels)		2/1X
Tread,front	b ₁₀ (mm)	1360
Height,mast lowered	h ₁ (mm)	2800/3200/3600/3800/4000/4300/4640
Free lift	h ₂ (mm)	1330/1730/2130/2330/2530/2830/3170
	h ₂ (*) (mm)	1700/2100/2500/2700/2900/3200/3540
Max.lift height	h ₃ (mm)	5000/6200/7400/8000/8600/9500/10500
Height,mast extended	h ₄ (mm)	5470/7670/8870/9470/10070/10970/11970
Height of overhead guard(cabin)	h ₆ (mm)	2200
Seat height relating to SIP/stand height	h ₇ (mm)	1120
Height of wheel arms	h ₈ (mm)	320
Overall length	l ₁ (mm)	3340
Length to face of forks	l ₂ (mm)	3055
Overall width	b ₁ /b ₂ (mm)	1260/1520
Fork dimensions DIN ISO 2331	s/e/l (mm)	45/125/1250
Fork carriage ISO 2328,class/type A,B		2
Fork-carriage width	b ₃ (mm)	880
Width across guide rolls	b ₆ (mm)	1600
Reach,Lateral	b ₇ (mm)	1300
Reach ,lateral from vehicle centreline	b ₈ (mm)	495
Ground clearance,laden,below mast	m ₁ (mm)	80
Ground clearance,centre of wheelbase	m ₂ (mm)	80
Turning radius	Wa (mm)	2170
Distance to swivelling-fork pivot	l ₈ (mm)	800
Travel speed,laden/unladen	km/h	8.0/8.5
Lift speed,laden/unladen	m/s	0.20/0.30
Lowering speed,laden/unladen	m/s	0.40/0.30
Reaching speed,laden/unladen	m/s	0.15/0.15
Service brake		Electromagnetic
Drive motor rating at S2 60min	kW	7.0(AC)
Lift motor rating at S3 15%	kW	12.0(AC)
Battery voltage/nominal capacity K5	(V)/(Ah) or kWh	48/1000
Battery weight	kg	1600
Sound pressure level at the driver' s seat	dB (A)	70





OPD15L

AC

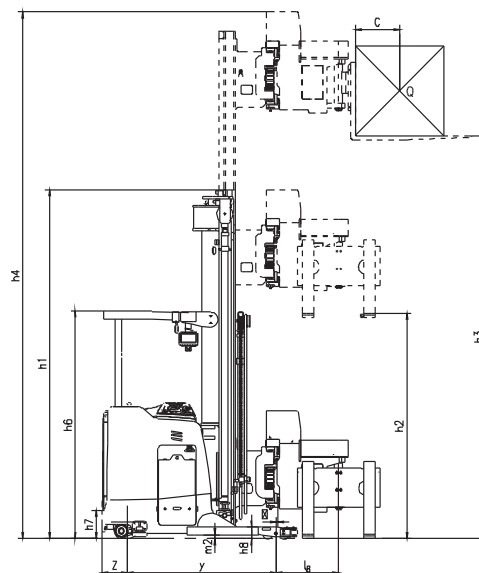
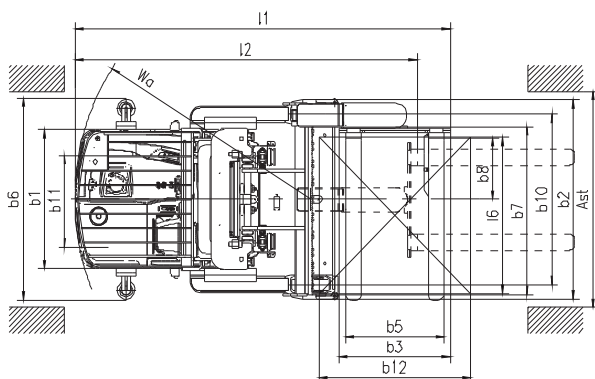
SAFETY AND PRODUCTIVITY

- With full AC system and large-capacity battery, which can be used by two shifts in one charge.
- CAN BUS communication technology is adopted.
- Equipped with electric power steering (EPS) with the function of driving wheel automatic return.
- The Lateral fork can rotate left and right in 180 degrees .
- With central control instrument, which integrates operator's permission setting, running status display, operation control, fault display, multilingual interface, etc.
- AC motor regenerative braking, reverse braking, ramp anti-sliding, etc.
- Electromagnetic brake with short braking distance and no inertia impact, it is safe and reliable.

STRUCTURAL

- Integrated layout design of console, all operations can be completed by one hand.
- Seat with adjustable backrest angle, front and rear position and shock absorption function.
- The whole steering wheel can be telescopically adjusted.
- Handrails are designed on the left and right sides of the frame, convenient for operators to get on and off.
- The mast adopts the guiding structure design and the roof guard frame adopts a brand-new structure.

Model		OPD15
Drive: electric (battery type, mains, ...), diesel, petrol, fuel gas		Electric
Operator type: hand, pedestrian, standing, seated, order-picker		Standing
Rated capacity/rated load	Q (kg)	1500
Load centre distance	c (mm)	600
Load distance, centre of drive axle to fork	x (mm)	21
Wheelbase	y (mm)	1595
Service weight	kg	5440
Tyres: solid rubber, superelastic, pneumatic, polyurethane		PU
Tyre size, front		125x82
Tyre size, rear		343x140+160x60
Wheels, number front/rear (x = driven wheels)		4/2+1x
Tread, front	b ₁₀ (mm)	1312
Tread, rear	b ₁₁ (mm)	681
Height, mast lowered	h ₁ (mm)	2635/2800/2965/3140/3305/3470/3630
Free lift	h ₂ (mm)	1310/1475/1640/1805/1970/2135/2300
Lift	h ₂ (*) (mm)	4500/5000/5500/6000/6500/7000/7500
Height, mast extended	h ₃ (mm)	5770/6270/6770/7270/7770/8270/8770
Height of overhead guard (cabin)	h ₄ (mm)	2362
Seat height relating to SIP/stand height	h ₆ (mm)	293
Height of wheel arms	h ₇ (mm)	130
Overall length	h ₈ (mm)	2990
Length to face of forks	l ₁ (mm)	2700
Overall width	l ₂ (mm)	1070/1534
Fork dimensions DIN ISO 2331	b ₁ /b ₂ (mm)	45/125/1200
Fork carriage ISO 2328, class/type A, B	s/e/l (mm)	2/A
Fork-carriage width		880
Width across guide rolls	b ₃ (mm)	1550
Reach, lateral	b ₆ (mm)	1290
Reach, lateral from vehicle centreline	b ₇ (mm)	470
Ground clearance, centre of wheelbase	b ₈ (mm)	50
Aisle width for pallets 1000 x 1200 crossways		
Aisle width for pallets 1000 x 1200 crossways	m ₂ (mm)	1600
Turning radius	Wa (mm)	1880
Distance to swivelling-fork pivot	l ₈ (mm)	671
Travel speed, laden/unladen	km/h	8/8.5
Lift speed, laden/unladen	m/s	205/293
Lowering speed, laden/unladen	m/s	339/337
Reaching speed, laden/unladen	m/s	150/150
Service brake		Electromagnetic
Drive motor rating S2 60 min	kW	7
Lift motor rating at S3 15%	kW	8.2
Battery voltage/nominal capacity K5	(V)/(Ah) or kWh	48/450
Battery weight	kg	710
Sound pressure level at the driver' s seat	dB (A)	70





OPD15Z

AC

STANDARD

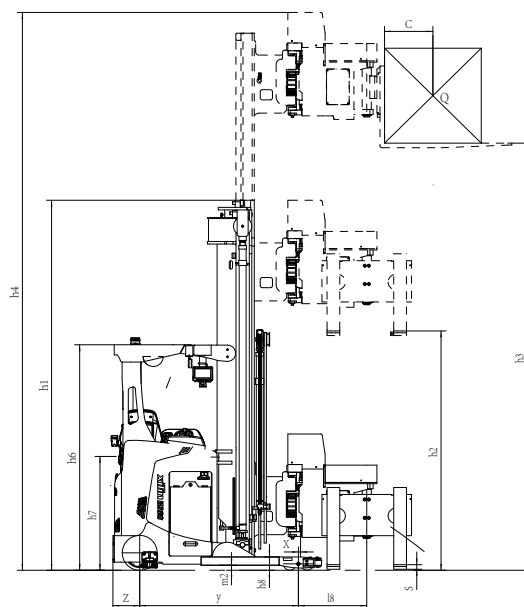
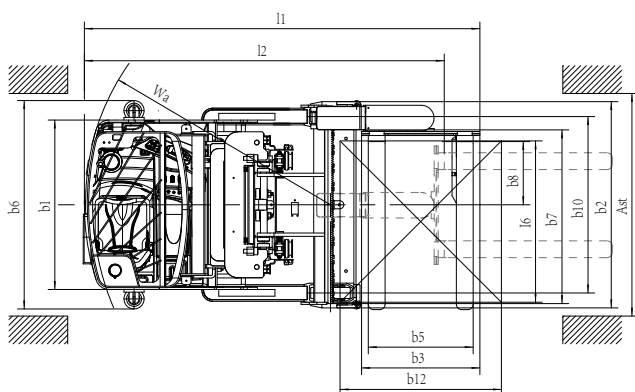
- Multi-way valve operating system
- EPS system
- Germany imports special mast
- Self-made reduction gearbox
- Finger-toggling operating switch
- Side-way battery C
- Warning lights and headlights

OPTION

- Height positioning system
- Camera and display system



Model		OPD15Z
Drive: electric (battery type, mains, ...), diesel, petrol, fuel gas		Electric
Operator type: hand, pedestrian, standing, seated, order-picker		Seated
Rated capacity/rated load	Q (kg)	1500
Load centre distance	c (mm)	600
Load distance, centre of drive axle to fork	x (mm)	21
Wheelbase	y (mm)	1595
Tyres: solid rubber, superelastic, pneumatic, polyurethane		PU
Tyre size, front		125x82
Tyre size, rear		343x140
Wheels, number front/rear (× = driven wheels)		4+1x
Tread, front	b ₁₀ (mm)	1312
Height, mast lowered	h ₁ (mm)	2635/2800/2965/3140/3305/3470/3630
Free lift	h ₂ (mm)	1310/1475/1640/1805/1970/2135/2300
Lift	h ₃ (mm)	4500/5000/5500/6000/6500/7000/7500
Height, mast extended	h ₄ (mm)	5770/6270/6770/7270/7770/8270/8770
Height of overhead guard (cabin)	h ₆ (mm)	2212
Seat height relating to SIP/stand height	h ₇ (mm)	1100
Height of wheel arms	h ₈ (mm)	130
Overall length	l ₁ (mm)	2950
Length to face of forks	l ₂ (mm)	2670
Overall width	b ₁ /b ₂ (mm)	1260/1534
Fork dimensions DIN ISO 2331	s/e/l (mm)	45/125/1200
Fork carriage ISO 2328, class/type A, B		2/A
Fork-carriage width	b ₃ (mm)	880
Width across guide rolls	b ₆ (mm)	1550
Reach, lateral	b ₇ (mm)	1290
Reach, lateral from vehicle centreline	b ₈ (mm)	470
Ground clearance, centre of wheelbase	m ₂ (mm)	50
Aisle width for pallets 1000 × 1200 crossways	Ast (mm)	1600
Turning radius	Wa (mm)	1880
Distance to swivelling-fork pivot	l ₈ (mm)	671
Travel speed, laden/unladen	km/h	8/8.5
Lift speed, laden/unladen	m/s	205/293
Lowering speed, laden/unladen	m/s	339/337
Reaching speed, laden/unladen	m/s	150/150
Service brake		Electromagnetic
Drive motor rating S2 60 min	kW	6.5
Lift motor rating at S3 15%	kW	8.2
Battery voltage/nominal capacity K5	(V)/(Ah) or kWh	48/450
Battery weight	kg	710
Sound pressure level at the driver' s seat	dB (A)	70





OPTS15

(VNA MAN-UP)



Advantages

- Designed with 3-point support structure, low central gravity, great steering stability and small turning radius.
- 2 sets of energy regeneration system to save energy and lower cost independently.
- Lifting mast with high torsion resistance lifts up surplus load and reduces its shaking.
- Full AC driving control technology provides stronger power and higher efficiency.
- Intelligent management system and CAN-Bus system are able to meet various needs, making the truck secure and reliable.
- Multi-axis control technology promotes work efficiency.
- Self-balancing control technology with high central gravity over loading shows fine stability of the truck.
- Interlock control between height and speed during travelling ensures the truck's dynamic stability.
- Multi-level security alarming system includes laser anti collision sensor, emergency stop, audible and visible alarms to make sure both personal and machinery security around.
- Ergonomic handle eases the operation. Powerful and multifunctional LCD instrument cluster at the middle of the operating bridge.
- Adopt an operating bridge with adjustable tilt angle and height to meet ideal position of the operator by adjusting the seat back and forth.
- Imported & well known branded driving wheel, EM controlling valve, controller, contactor, steering potentiometer, etc.
- 3 speed modes: slow, medium, fast are optional for different work conditions.
- On-board diagnostic system ensures relevant maintenance and prompt repair.



STANDARD CONFIGURATION

1. Duplex mast
2. Fork length 1070mm
3. Hydraulic control system with Magnetic valve
4. High performance and high torque AC drive motor
5. High performance and large torque oil pump motor
6. Platform adjustable mechanism for up and down, front and rear
7. Multifunction LCD combination instrument (including soft keys)
8. LED side light, LED instruction light, LED read light
9. Seat with cushion with safety belt
10. With three Curtis controller for driving, steering and lifting
11. Integrated front pedal
12. Germany driving wheel
13. Metal stamping left and right side panels and hood
14. Emergency power off switch
15. Reversing buzzer
16. Imported connectors
17. Sports terminal intelligent buffer
18. Rear mirror
19. CANbus system
20. Italy imported low noise gear pump
21. Sideway Battery 80V/560AH
22. Charger 80V/80A prompt repair.



With comfortable seat and adjustable panel. Front panoramic window made of safety glass for protection and a clear view of front forks.



Have sensor inside the back of truck to monitor obstacle to ensure safety operation space.



Overhead guard with fans and working light.



Multifunction LCD combination Instrument with Intelligent operation system.



Side Guide roller (standard)

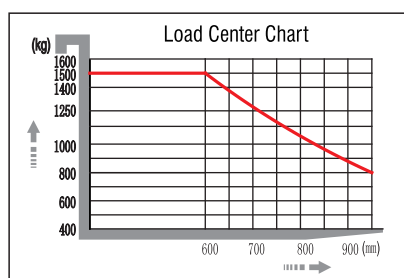
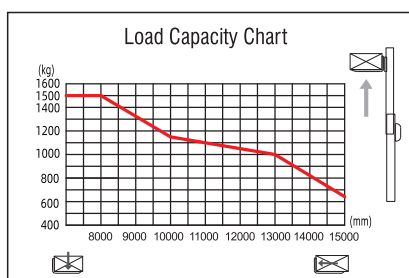
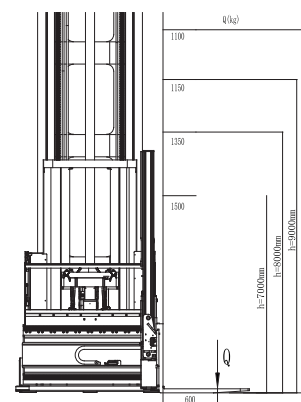
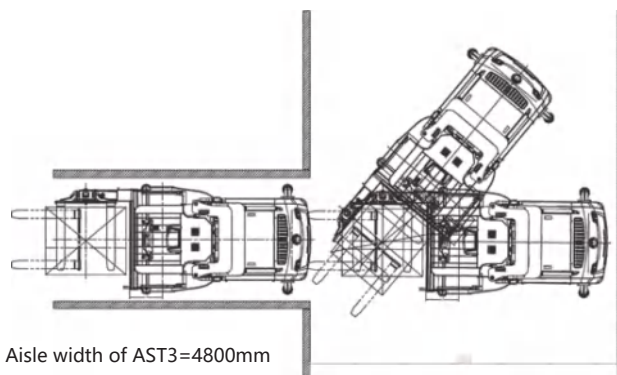
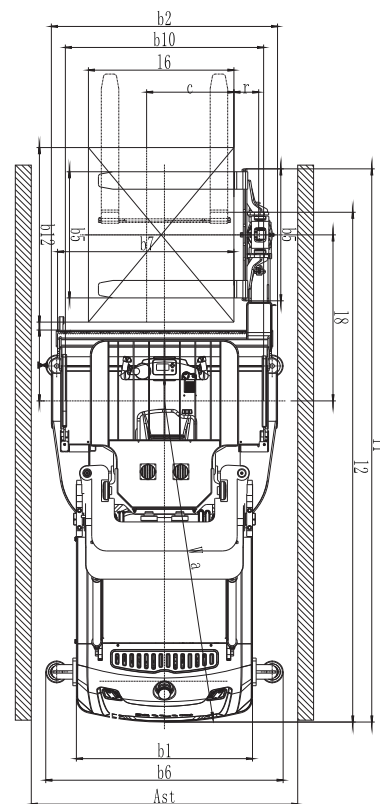
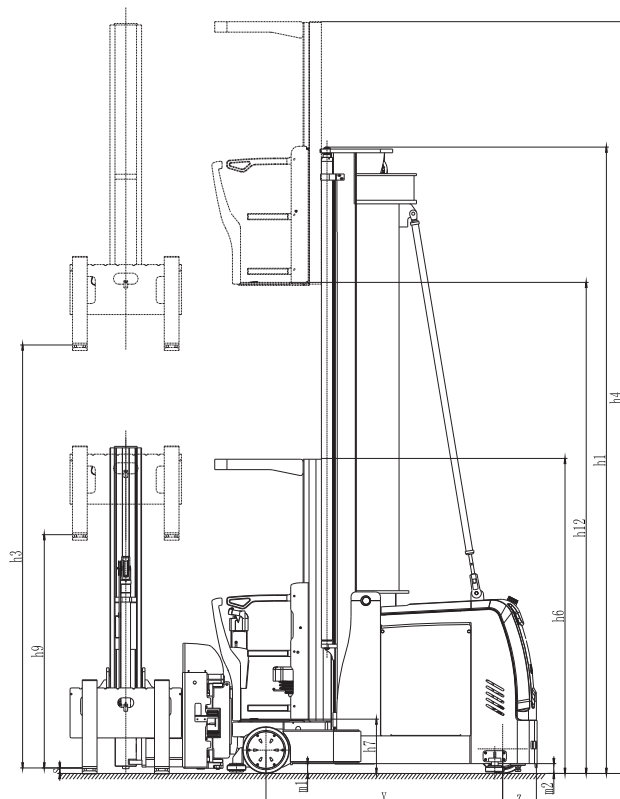


With sideway battery rollers offers quick changes.




Fork carriage can rotate 180 degrees, flexible for operation in high racking with small aisle.

Model		OPTS15(9.2M)	OPTS15(10M)	OPTS15(10.5M)	OPTS15(13M)
Power		ELECTRIC	ELECTRIC	ELECTRIC	ELECTRIC
Operation type		TRI-LATERAL-REACH TRUCK	TRI-LATERAL-REACH TRUCK	TRI-LATERALREACH TRUCK	TRI-LATERAL-REACH TRUCK
Load capacity / Rated load	Q (kg)	1500	1500	1500	1500
Load capacity at max height		950kg	950kg	850kg	600kg
Load centre distance	c (mm)	600	600	600	600
Load distance, centre of drive axle to fork	x (mm)	485+10	485+10	485+10	485±10
Wheelbase	y (mm)	1928+20	1928+20	1928+20	2248±20
Contre drive wheel/Counter weight	z (mm)	280	280	280	280
Service weight incl. battery (see line 6.5)	kg	8405	8405	8805	98559
Axle loading, laden front / rear	kg	7790/2115 lengthways	7790/2115 lengthways	7990/2315 lengthways	8540/3015 lengthways
Axle loading, unladen front / rear	kg	4980/3425	4980/3425	5180/3625	5730/4775
Tyre size, front	PU	380x192	380x192	380x192	380x192
Tyre size, rear	PU	400x160	400x160	400x160	400x160
Wheels, number front/ rear (x = driven wheels)		2/1x	2/1x	2/1x	2/1x
Front wheel distance	b ₁₀ (mm)	1362+10	1362+10	1362+10	1362±10
Closed height of mast	h ₁ (mm)	5098+20	5098+20	5748+20	5212±20
Lifing height	h ₂ (mm)	7460	7460	8760	11260
Overall height, mast extended	h ₄ (mm)	10128+ 20	10128+ 20	11428+20	13928±20
Height of overhead guard	h ₆ (mm)	2564+ 20	2564+ 20	2564+20	2564±20
Platform height	h ₇ (mm)	442+10	442+10	442+10	442±10
Auxiliary lifting height	h ₉ (mm)	1740	1740	1740	1740
Platform height , lifted	h ₁₂ (mm)	7902+ 20	7902+ 20	9202+ 20	11702±20
Overall length (unladen)	l ₁ (mm)	3805+20	3805+20	3805+20	4125±20
Truck body length, w/o fork	l ₂ (mm)	3470+ 20	3470+ 20	3470+20	3390±20
Overall width	b ₁ /b ₂ (mm)	1210/1555	1210/1555	1210/1555	1210/1555
Fork dimensions	s/e/l (mm)	40x120x1070	40x120x1070	40x120x1070	50x120x1070
Fork carriage ISO 2328, class / type A, B		2/B	2/B	2/B	2/B
Fork carriage width	b ₃ (mm)	908	908	908	908
Width over forks	b ₄ (mm)	870	870	870	870
Width across guide roller	b ₅ (mm)	1630	1630	1630	1630
Side extended distance	b ₇ (mm)	1300+20	1300+20	1300+20	1300±20
Side extended distance to center of truck	b ₈ (mm)	480	480	480	480
Ground clearance, laden, under mast	m ₁ (mm)	80	80	80	80
Ground clearance, centre of wheelbase	m ₂ (mm)	80	80	80	80
Aisle width for pallets 1200 x 1200	Ast (mm)	1700	1700	1700	1700
Aisle width for pallets 1200 x 800	Ast3 (mm)	4200	4200	4200	4520
Turning radius	Wa (mm)	2220+ 20	2220+ 20	2220+20	2540±20
Front axle to fork turning center distance	l ₈ (mm)	1150	1150	1150	1150
Total lifting height	h ₃ +h ₉ (mm)	9200	9200	10500	13000
Max pick up height	h ₁₂ +1600 (mm)	9502+ 20	9502+ 20	10802+20	12302±20
Distance from fork rotation center to front overhang	18-x (mm)	650	650	650	650
Pallet width	b ₁₂ (mm)	1200	1200	1200	1200
Pallet length	16(mm)	1000	1000	1000	1000
Net width of cabin	mm	420	420	420	420
Net height of cabin	mm	2070+ 20	2070+ 20	2070+ 20	2070±20
Overall width of cabin	b ₉ (mm)	1430+10	1430+10	1430+10	1430±10
Rotating front extension carriage width	b ₁₄ (mm)	1488	1488	1488	1488
Cantilever width	110(mm)	175	175	175	175
Distance from fork pivot to fork carrige	r(mm)	155	155	155	155
Travel speed, laden / unladen	km/h	10/10	10/10	10/10	10/10
Lift speed, laden / unladen	mm/s	280/300	280/300	280/300	300/320
Lowering speed, laden / unladen	mm/s	320/300	320/300	320/300	320/300
Moving speed, laden / unladen	mm/s	190/200	190/200	190/200	190/200
Service brake		regenerative brake	regenerative brake	regenerative brake	regenerative brake
Parking brake		electro megentic	electro megentic	electro megentic	electro megentic
Drive motor rating S2 60 minLift motor rating at S3 15%	KW	7.5(AC)	7.5(AC)	7.5(AC)	7.5(AC)
Lift motor rating at S3 15%	KW	20(AC)	20(AC)	20(AC)	20(AC)
Pressure of system	bar	200	200	200	200
Battery acc. to DIN 43531 /35 / 36 A, B, C, no		4PZS560	4PZS560	4PZS560	5PZS600(700)
Battery voltage, nominal capacity K5	V/Ah	80/560	80/560	80/560	80/600(700)
Battery weight	kg	1480(1450-1510)	1480(1450-1510)	1480(1450-1510)	1780(1750-1810)
Traction control type		AC	AC	AC	AC
Sound level at driver's ear according to EN 12 053 dB (A)	Db(A)	68	68	68	68
Steering		EPS	EPS	EPS	EPS



Rated Load Capacity	
Rated Load Cap. Lifting height limited to 7000 mm	1500kg
Rated Load Cap. Lifting height limited from 7000 to 10020mm	1100kg
Load Center	600mm





TEL: 0086-532-66739792

FAX: 0086-532-66739791

info@movmes.com

NO.88 Chunyang Road,Chengyang,
QINGDAO,CHINA

www.movmes.com